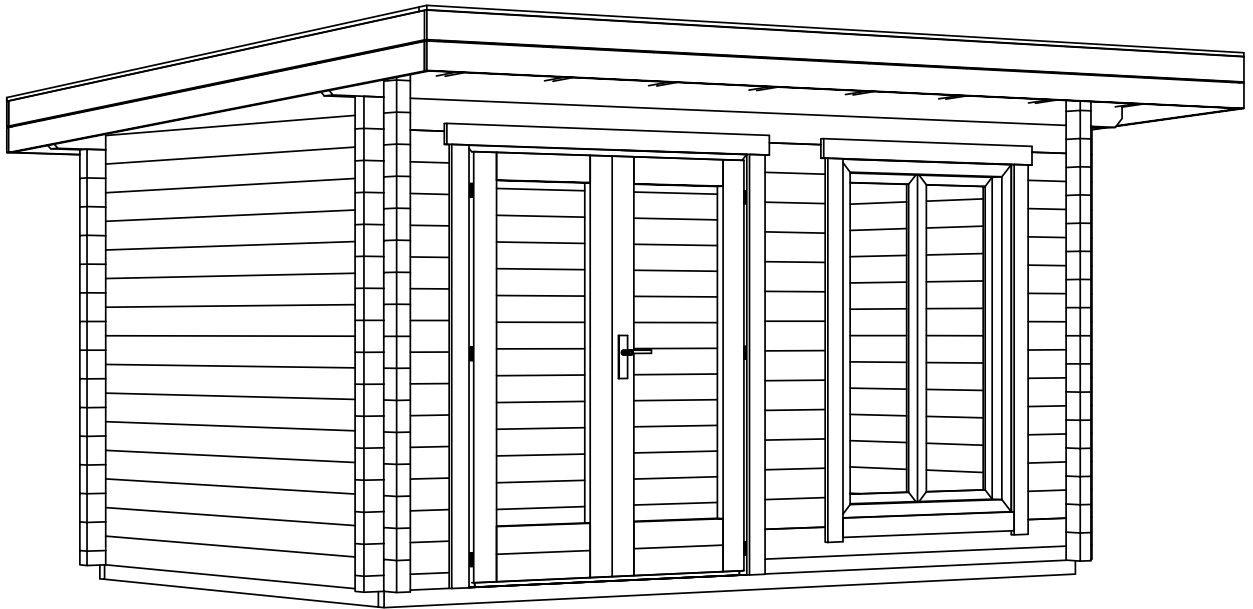
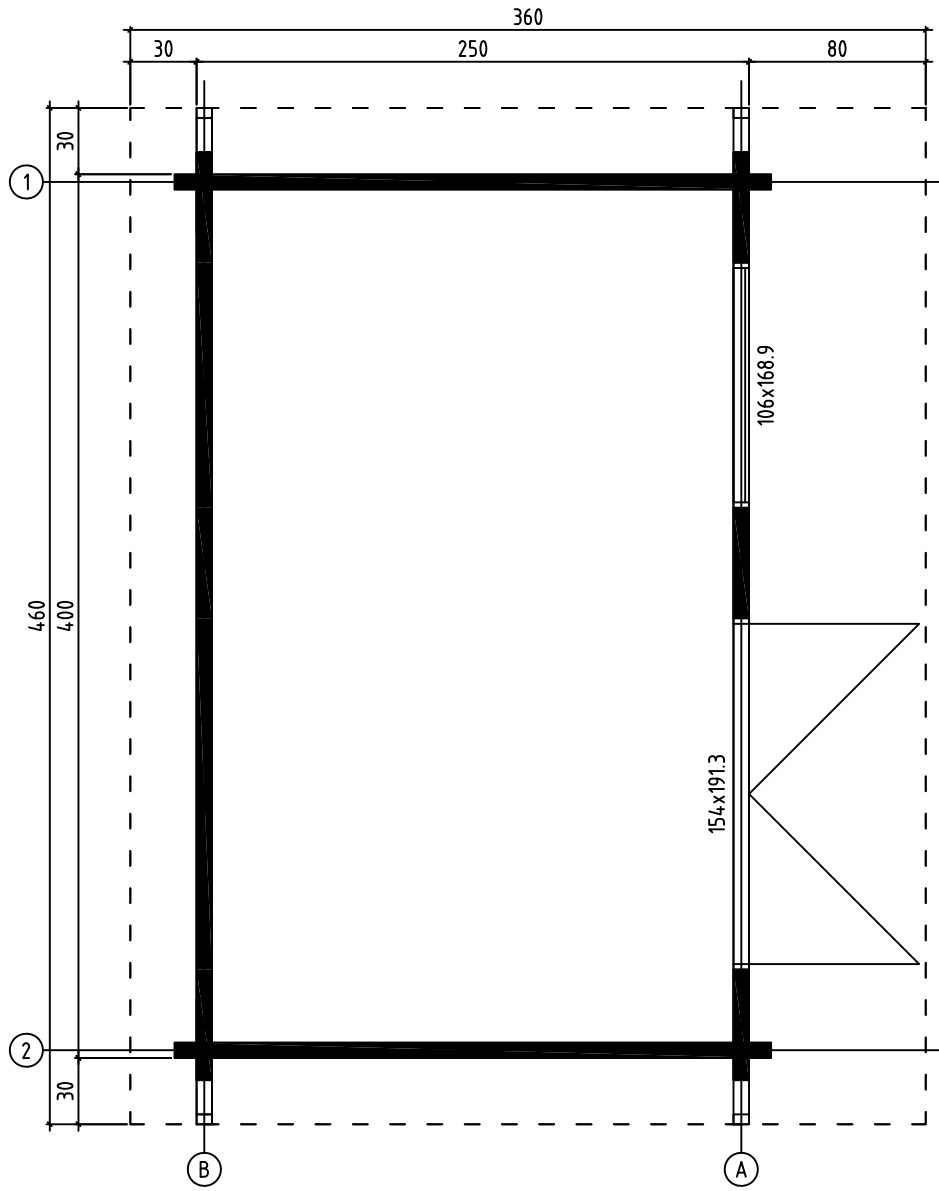


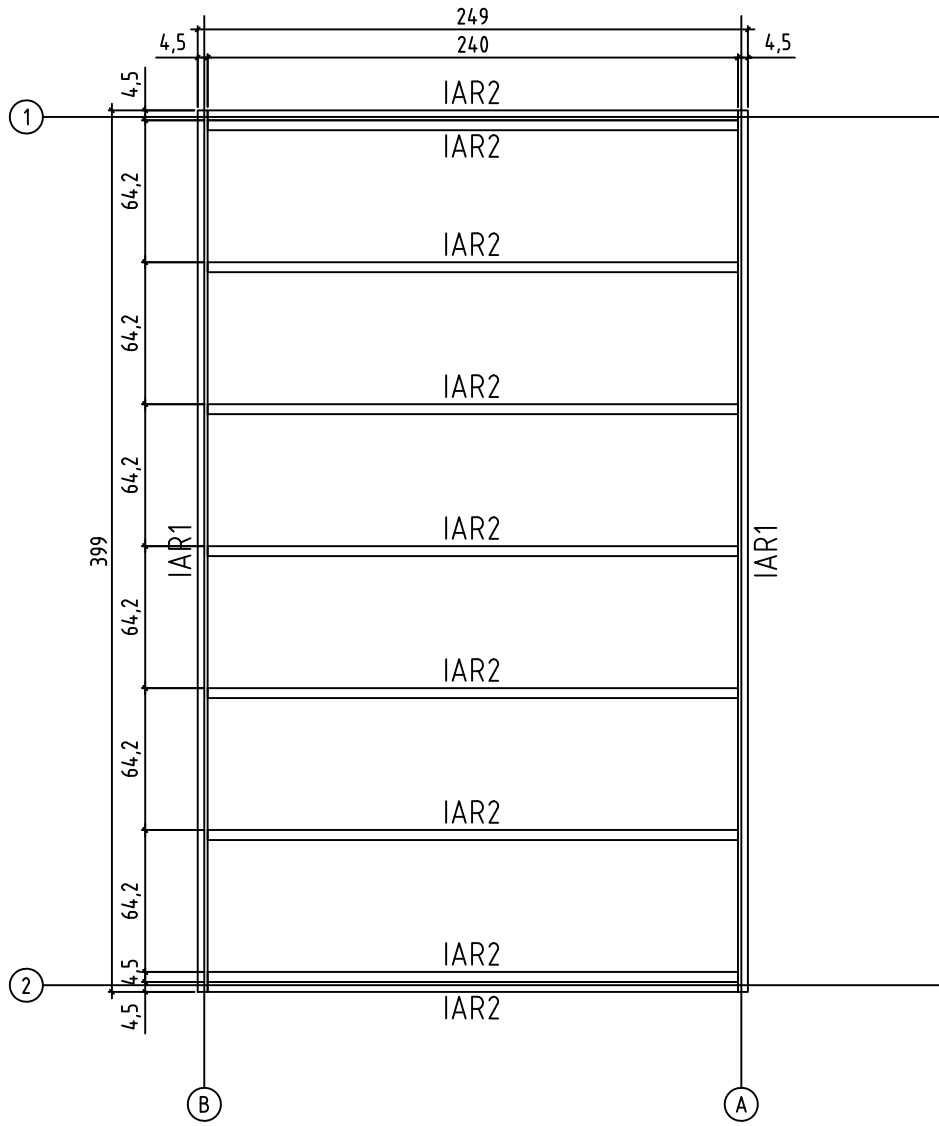
DORSET 71
Art.No. 709502



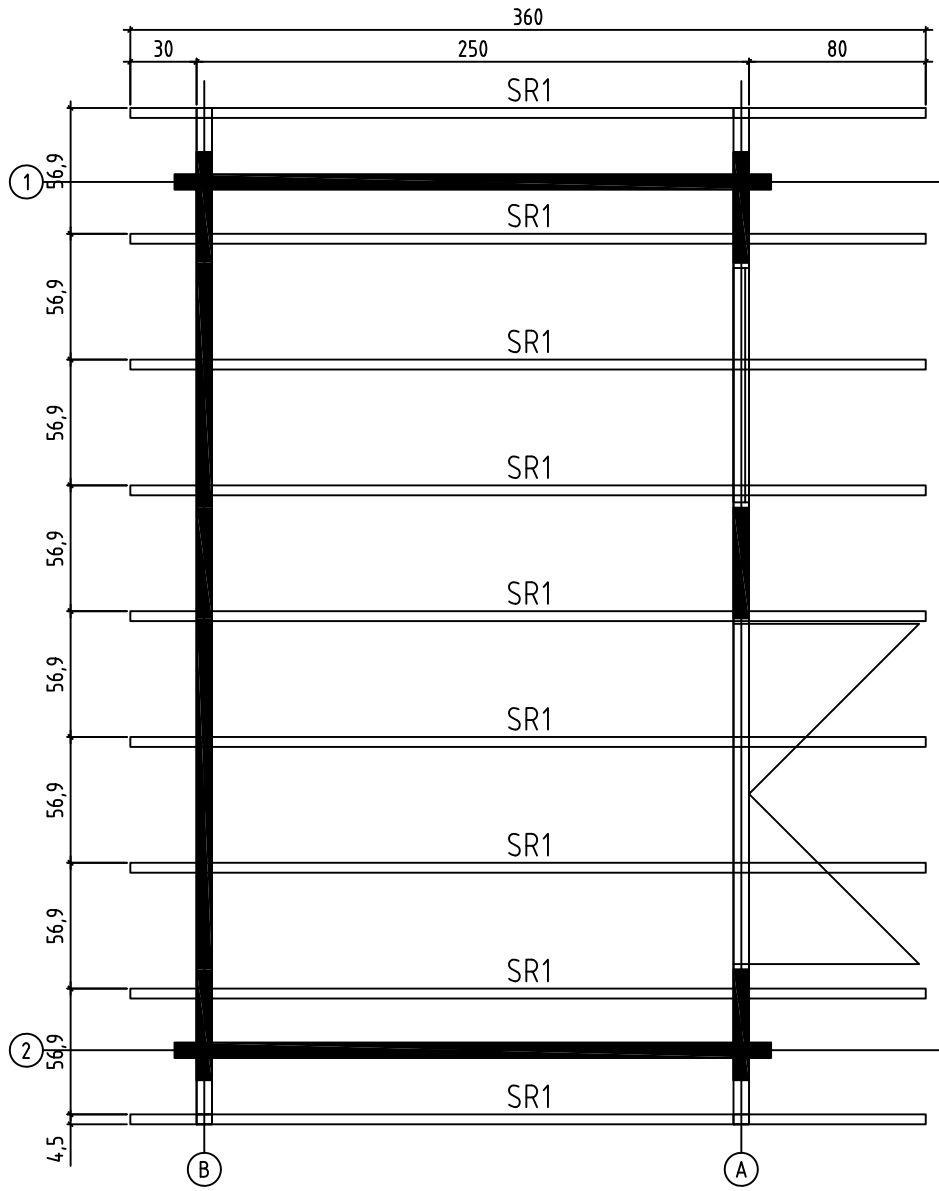
DORSET 71, Art.No.709502
GROUNDPLAN - GRUNDPLAN - PLAN DE MASSE



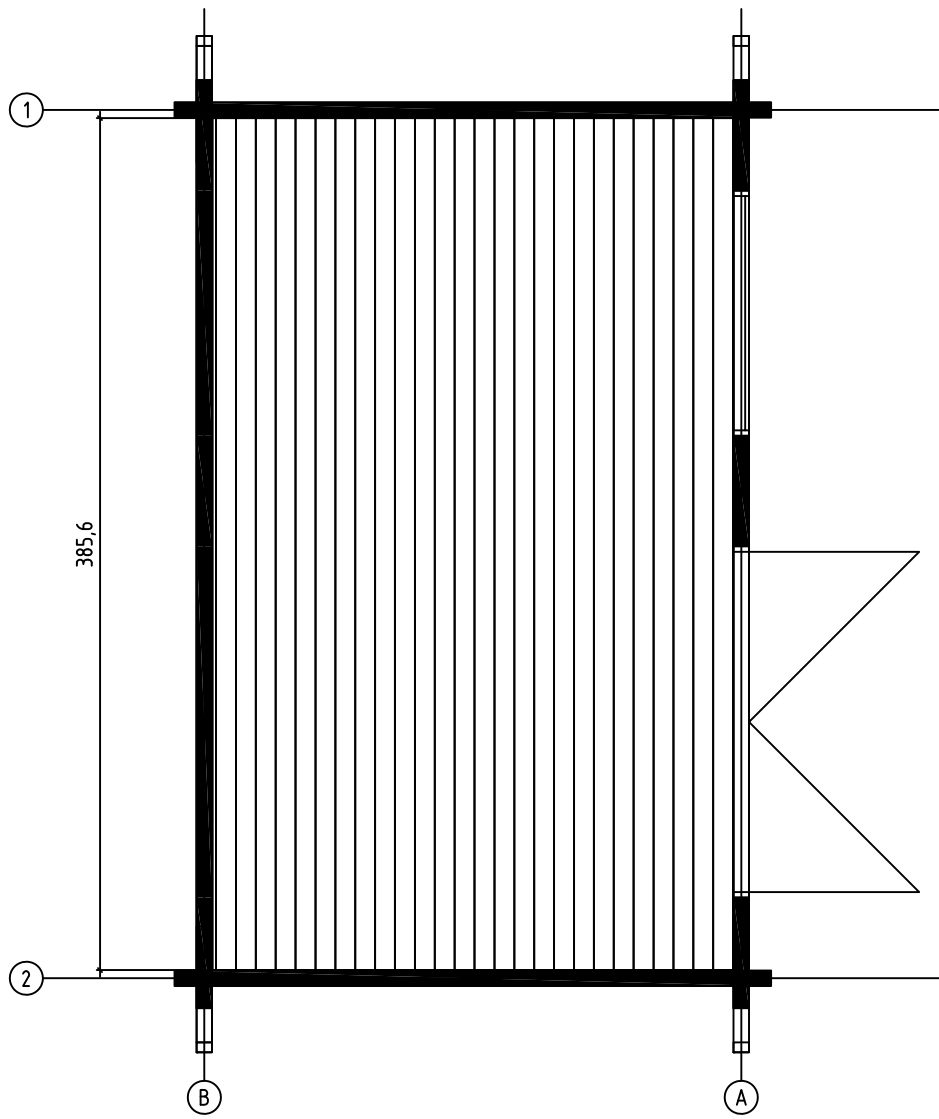
DORSET 71, Art.No.709502
FOUNDATION - FUNDAMENT - FONDATION


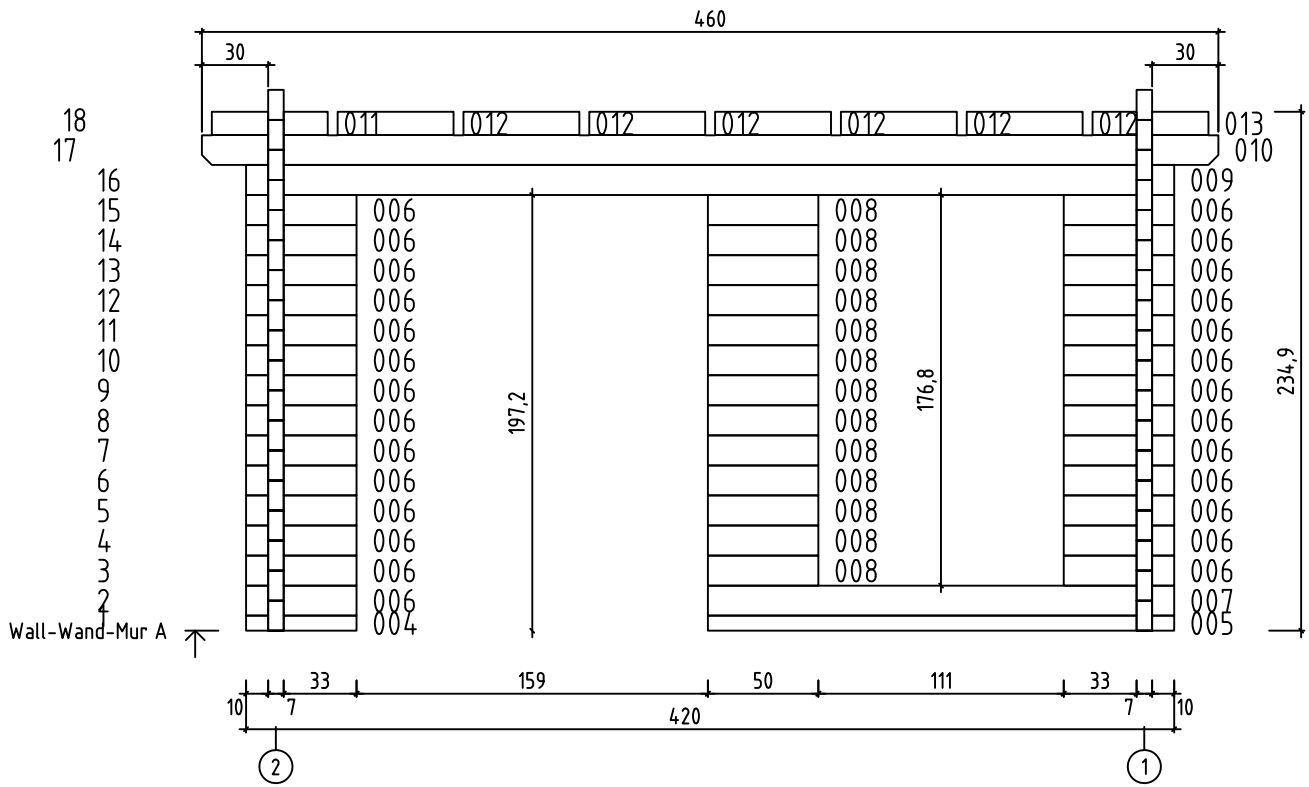


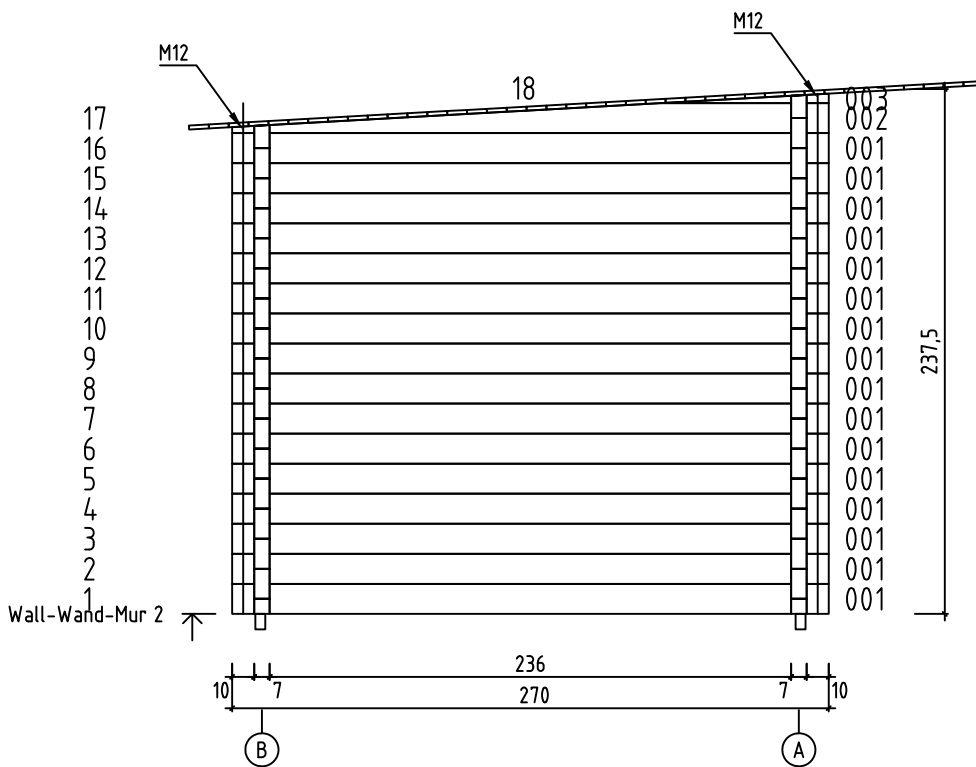
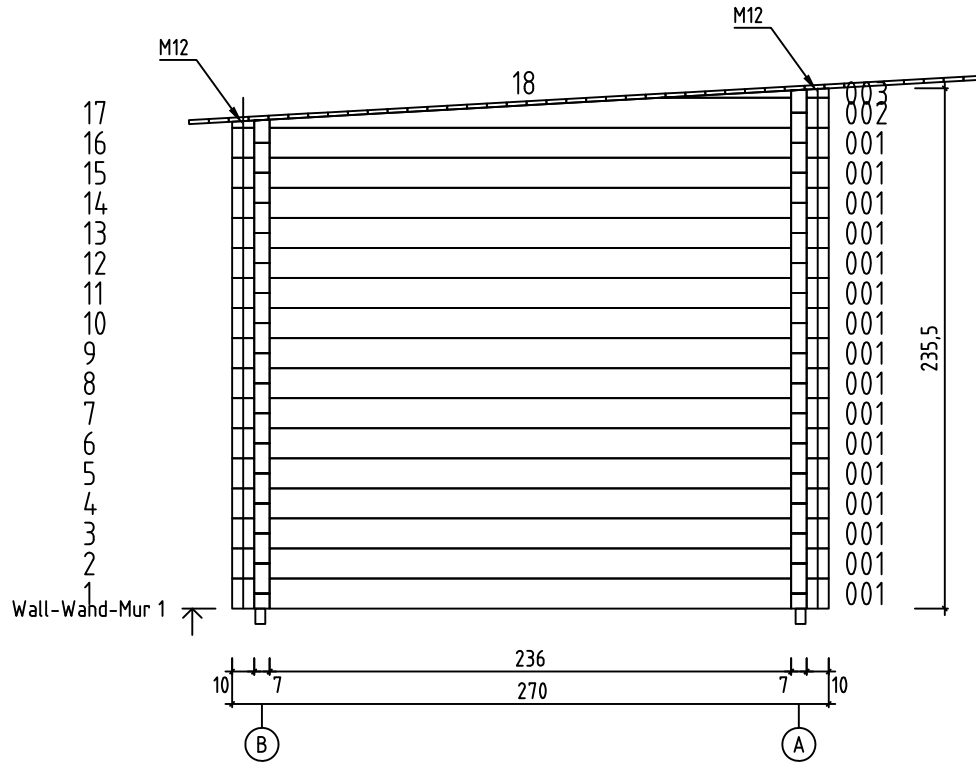
DORSET 71, Art.No.709502
RAFTERS PLAN - DACHSPARREN - PLAN DE CHEVRON

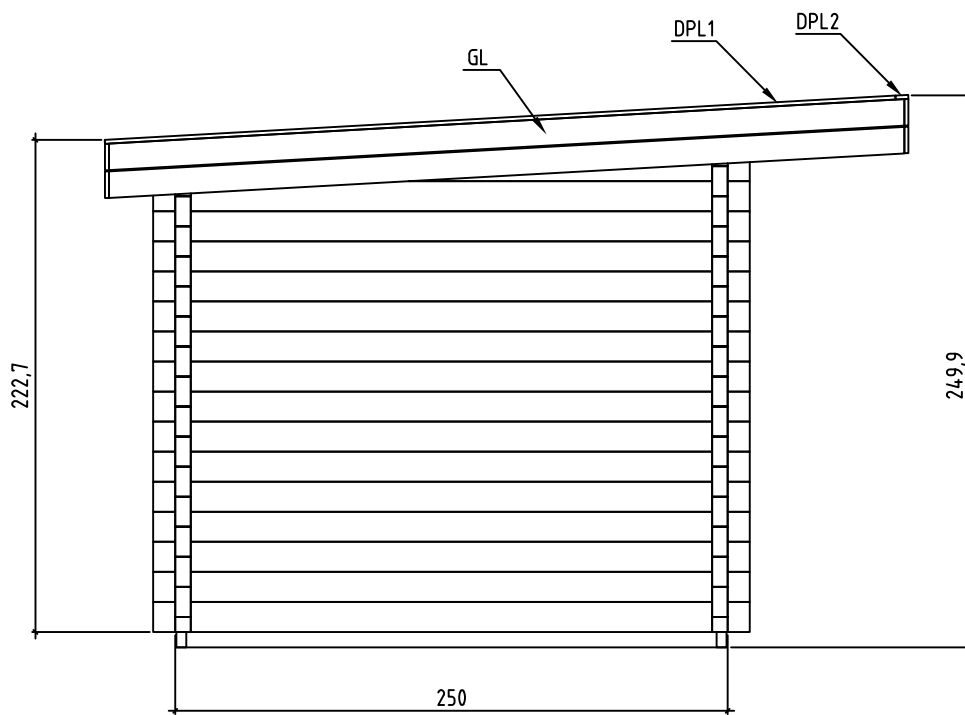
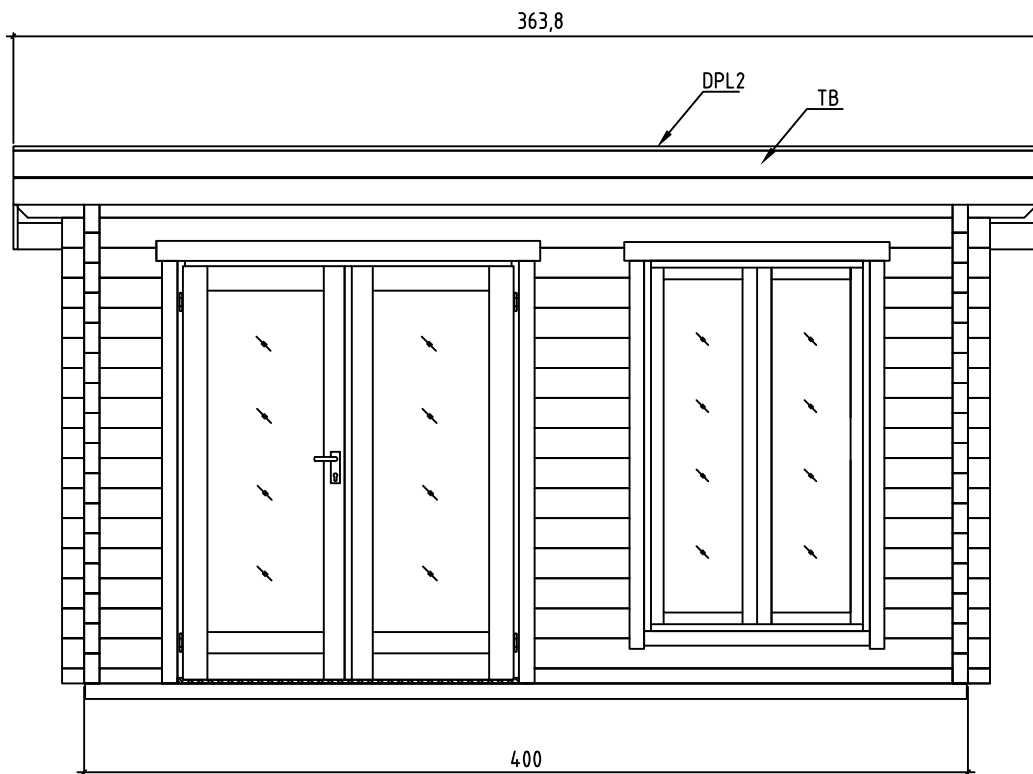


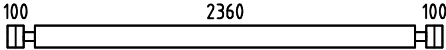

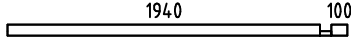

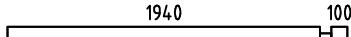

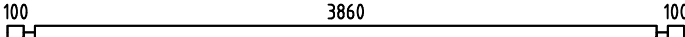
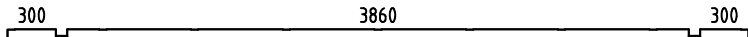



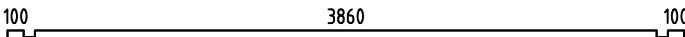
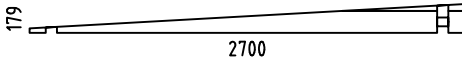
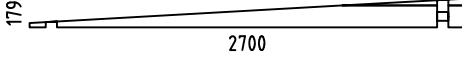

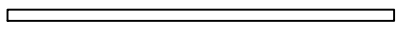









DORSET 71, Art.No.709502
FLOOR BOARDS - FUSSBODENBRETTER - PLAN POSE PLANCHER
















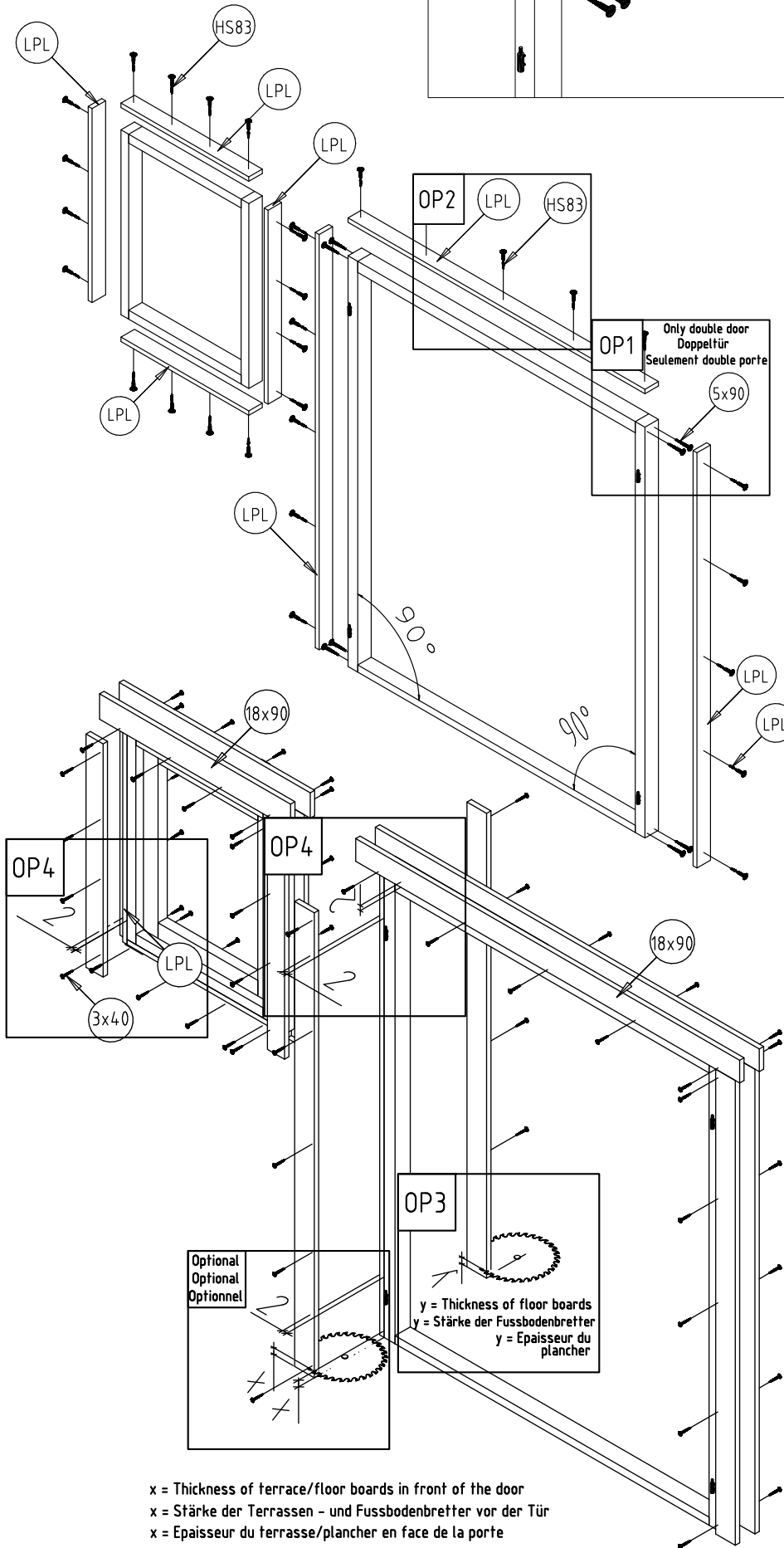
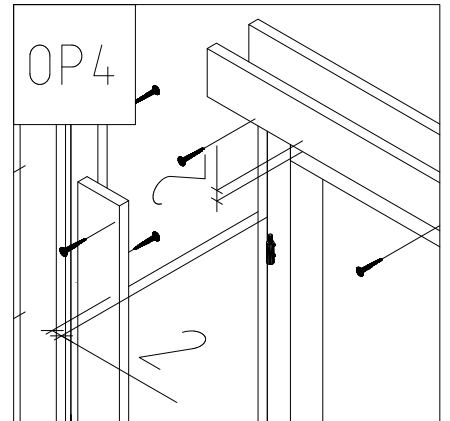
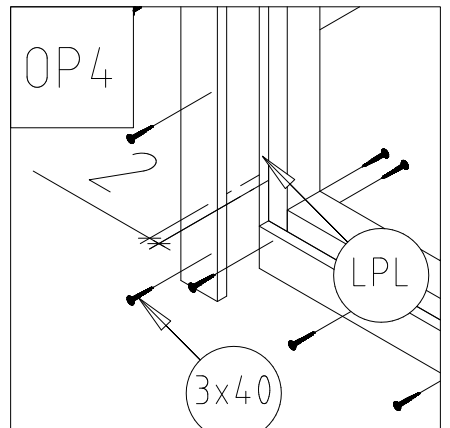
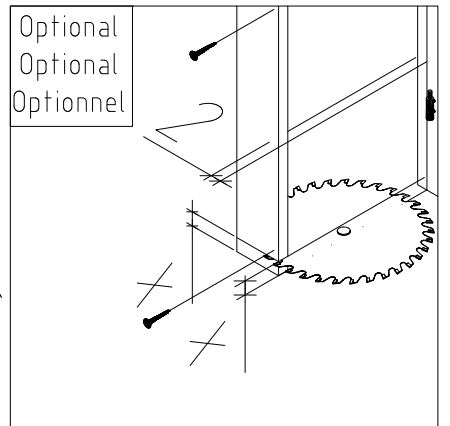
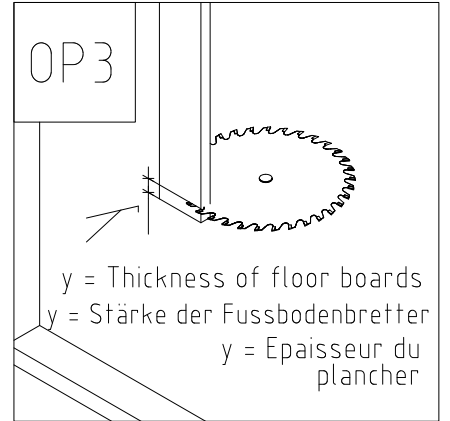
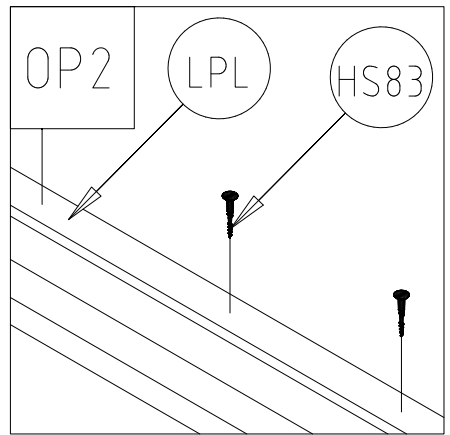
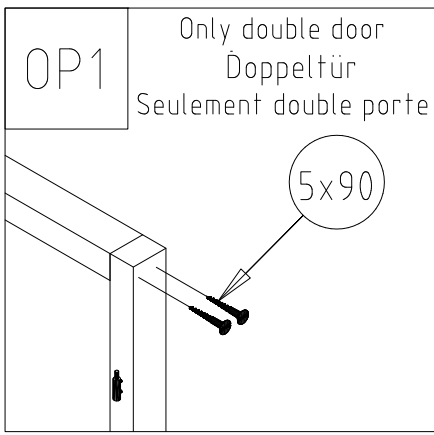






| Pos | DORSET 71, Art.No.709502 Piece list - Stückliste - Liste des pieces | Q. | P (mm) | L (mm) |
|------|---|----|-----------|-----------|
| 001 |  | 32 | 70x136 | 2700 |
| 004 |  | 1 | 70x68 | 500 |
| 005 |  | 1 | 70x68 | 2110 |
| 006 |  | 27 | 70x136 | 500 |
| 007 |  | 1 | 70x136 | 2110 |
| 008 |  | 13 | 70x136 | 500 |
| 009 |  | 15 | 70x136 | 4200 |
| 010 |  | 2 | 70x136 | 4600 |
| 011 |  | 2 | 70x105 | 524 |
| 012 |  | 12 | 70x105 | 524 |
| 013 |  | 2 | 70x105 | 524 |
| 014 |  | 1 | 70x68 | 4200 |
| W1-1 |  | 1 | | |
| W2-1 |  | 1 | | |
| IAR1 | FOUNDATION - FUNDAMENT - FONDATION  | 2 | 45x70 | 3990 |
| IAR2 | FOUNDATION - FUNDAMENT - FONDATION  | 9 | 45x70 | 2400 |
| SR1 | RAFTER - DACHSPARREN - CHEVRON  | 9 | 45x140 | 3613 |
| | FLOOR BOARDS - FUSSBODENBRETTER - LAME DE PLANCHER  | 27 | 90x18 | 3856 |
| | ROOF BOARDS - DACHBRETTER - VOLIGES  | 40 | 90x18 | 4600 |
| | FLOOR FILLET-FUSSBODENLEISTE - CORNIERE DE FINITION DU PLANCHER  | | 18x18 | 12.42 |
| DPL1 | ROOFING FELT FILLET - DACHPAPPENLEISTE - BAGUETTE DE FIXATION DU FEUTRE BITUMEUX  | 2 | 18x58 | 3584 |
| DPL2 | ROOFING FELT FILLET - DACHPAPPENLEISTE - BAGUETTE DE FIXATION DU FEUTRE BITUMEUX  | 1 | 18x58 | 4638 |
| M12 | TREADED ROD M12 - GEWINDESTANGE M12 - TIGE FILETÉE M12  | 2 | | 235 |
| M12 | TREADED ROD M12 - GEWINDESTANGE M12 - TIGE FILETÉE M12  | 2 | | 380 |
| M12 | TREADED ROD M12 - GEWINDESTANGE M12 TIGE FILETÉE M12  | 4 | | 2000 |

| Pos | DORSET 71, Art.No.709502 Piece list - Stückliste - Liste des pieces | | | Q. | P (mm) | L (mm) |
|------|---|---|-----|--------|-----------|-----------|
| LPL | FIXING FILLET - FIXIRUNGSLEISTE - PROFIL DE FIXATION |  | 2 | 20x70 | 1060 | |
| LPL | FIXING FILLET - FIXIRUNGSLEISTE - PROFIL DE FIXATION |  | 1 | 20x70 | 1540 | |
| LPL | FIXING FILLET - FIXIRUNGSLEISTE - PROFIL DE FIXATION |  | 2 | 20x70 | 1729 | |
| LPL | FIXING FILLET - FIXIRUNGSLEISTE - PROFIL DE FIXATION |  | 2 | 20x70 | 1933 | |
| TB | EAVES BOARD - TRAUFBRETT - BANDEAU DE TOIT |  | 4 | 18x120 | 4638 | |
| GL | GABLE MOULDING - GIEBELLEISTE PLANCHE DE RIVE |  | 4 | 18x120 | 3612 | |
| KL4 | LENGTHENING BOLT FOR TREADED ROD - VERLÄNGERUNGSMUTTER FÜR GEWINDESTANGE - MANCHON DE RACCORDEMENT DE TIGE FILETÉE |  | 4 | | | |
| KL1 | DRIVE NUT TREADED ROD - EINSHLAGMUTTER FÜR GEWINDESTANGE - ÉCROU A FRAPPER POUR TIGE FILTÉE |  | 4 | | | |
| KL2 | NUT FOR TREADED ROD - MUTTER FÜR GEWINDESTANGE - ÉCROU POUR TIGE FILETÉE |  | 4 | | | |
| KL3 | PLAIN WASHER TREADED ROD - UNTERLEGSSCHEIBE FÜR GEWINDESTANGE - RONDELLE PLATE POUR TIGE FILETÉE |  | 4 | | | |
| HS83 | SCREW FOR FIXING FILLET - SCHRAUBEN FÜR FIXIRUNGSLEISTE - VIS POUR PROFIL DE FIXATION |  | 33 | 3.5x50 | | |
| HS32 | SCREW FOR EAVES BOARDS - SCHRAUBEN FÜR TRAUFBRETT - VIS DE FIXATION POUR BANDEAU DE TOIT |  | 36 | 3.5x50 | | |
| HS16 | SCREW FOR GABLE MOULDING - SCHRAUBEN FÜR GIEBELLEISTE - VIS DE FIXATION POUR PLANCHE DE RIVE |  | 28 | 3.5x50 | | |
| NFD | SCREW FOR ROOFING FELT FILLET - SCHRAUBEN FÜR DACHPAPPENLEISTE - VIS POUR BAGUETTE FIXATION FEUTRE BITUMEUX |  | 26 | 4x40 | | |
| HS40 | SCREW FOR 1. WALL BEAM - SCHRAUBE FÜR 1. BOHLENREIHE - VIS DE FIXATION DES FONDATIONS |  | 7 | 5x120 | | |
| HS39 | SCREW FOR FUNDAMENT - SCHRAUBEN ZUR BEFESTIGUNG FUNDAMENT - VIS POUR FONDATION |  | 24 | 5x90 | | |
| HS63 | SCREW FOR RAFTER - SCHRAUBEN ZUR BEFESTIGUNG DACHSPARREN - VIS POUR CHEVRON |  | 18 | 6x150 | | |
| HS48 | SCREW FOR Pos. 011-013 - SCHRAUBEN FÜR für Pos. 011-013 VIS POUR FIXATION DERNIÈRE RANGÉE MADRIERS (Pos. 011-013) |  | 32 | 6x150 | | |
| MS | SCREW FOR DOORSTEP - SCHRAUBEN FÜR TÜRSCHWELLE - VIS DE FIXATION DU SEUIL DE PORTE |  | 3 | 4.5x65 | | |
| SH70 | HAMMER BLOCK - SCHLAGHOLZ - CALLE DE FRAPPE |  | 1 | | | |
| NFF | ZN NAIL FOR FILLETS - ZN NÄGEL FÜR LEISTEN - POINTE POUR CORNIERE |  | 25 | 1.4x40 | | |
| NF2 | ZN NAIL FOR ROOF - ZN NÄGEL FÜR DACHBRETTER - POINTE POUR TOIT |  | 370 | 2x50 | | |
| NH1 | ZN NAIL FOR FLOOR - ZN NÄGEL FÜR FUSSBODENBRETTER - CLOUS POUR PLANCHER |  | 196 | 2x50 | | |
| ORZ | MONTAGE SET FOR DOORS AND WINDOWS - MONTAGE-SET FÜR TÜREN UND FENSTER - JEU DE MONTAGE PORTES ET FENETRES | | 1 | | | |
| | | | | | | |



x = Thickness of terrace/floor boards in front of the door
x = Stärke der Terrassen - und Fussbodenbretter vor der Tür
x = Epaisseur du terrasse/plancher en face de la porte

