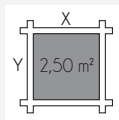



CH19 180x180 GD

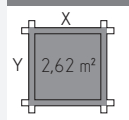


REF: 190382

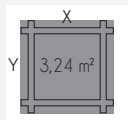


X 1582 mm
Y 1582 mm

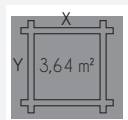
BETON
CONCRETE



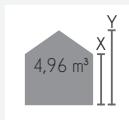
X 1620 mm
Y 1620 mm



X 1800 mm
Y 1800 mm



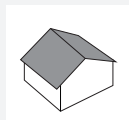
X 1930 mm
Y 1888 mm



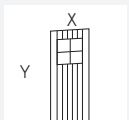
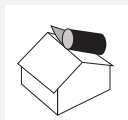
X 1780 mm
Y 2170 mm



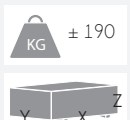
15 m²



14 mm

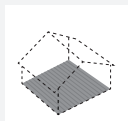


X 840 mm
Y 1685 mm

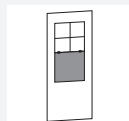


KG ± 190
X 1850 mm
Y 1050 mm
Z 300 mm

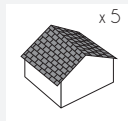
OPTIES - OPTIONS - OPTION - OPTIONEN



REF 191570



x 1
REF 191303



x 5
101128
101104
101111

