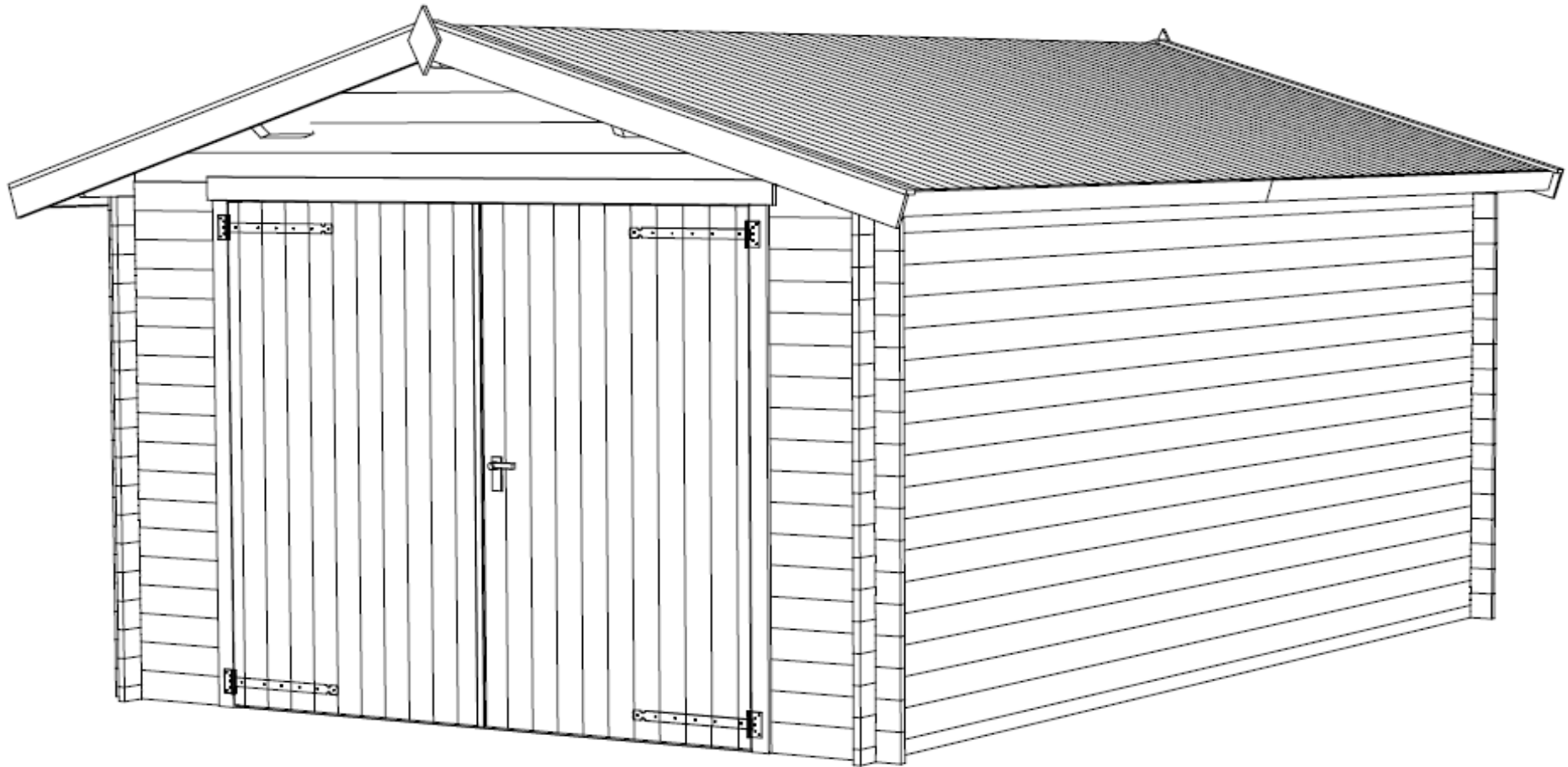
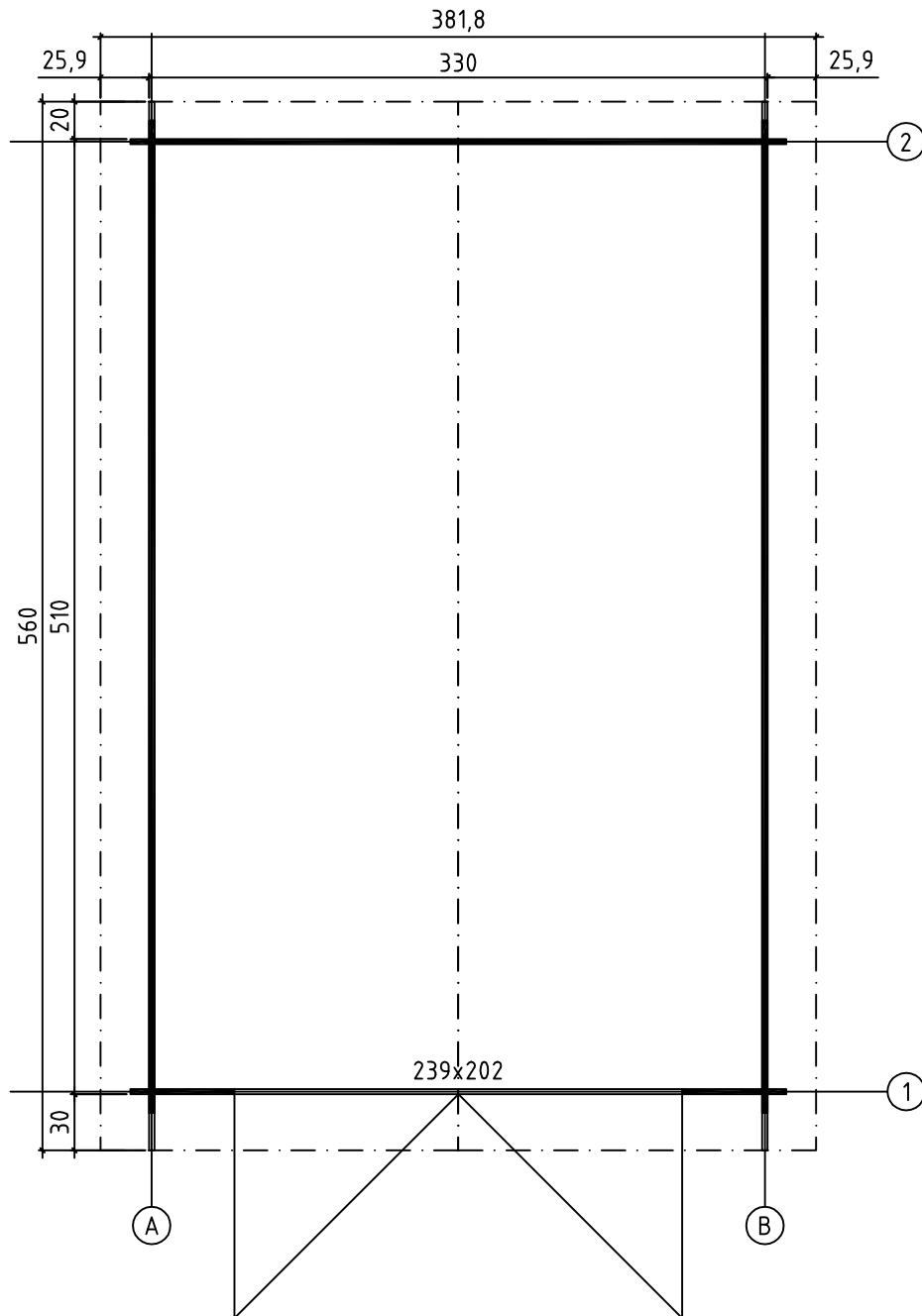


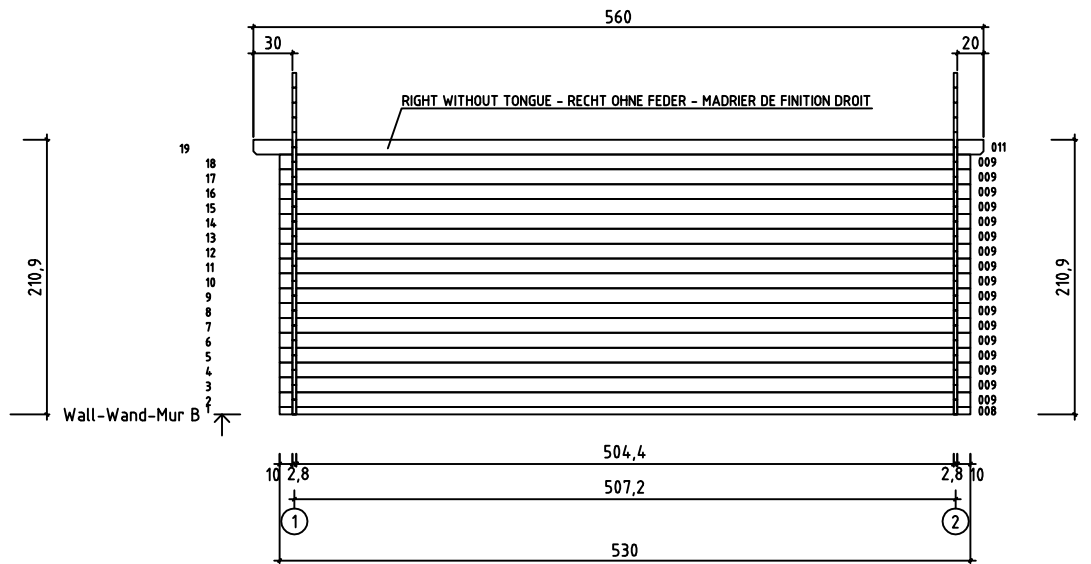
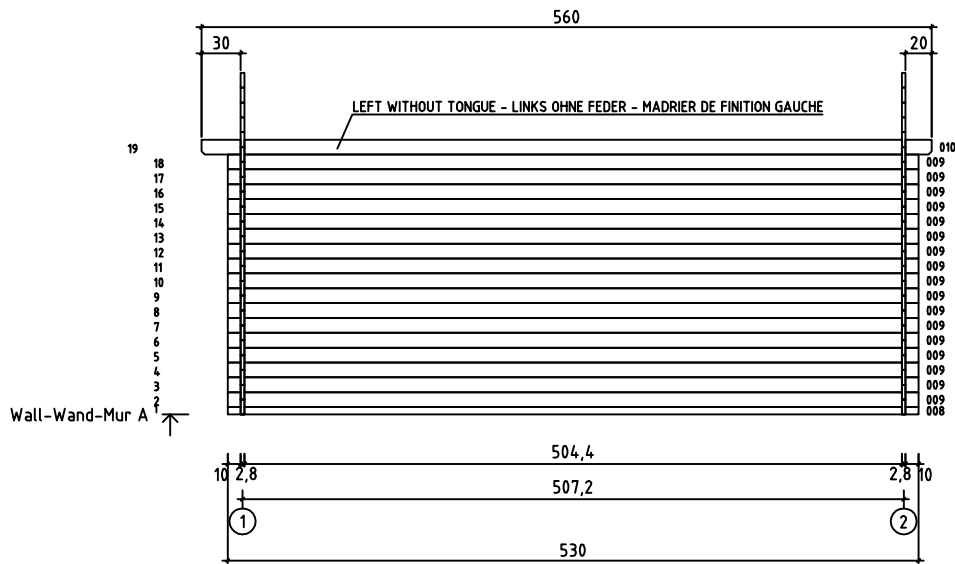
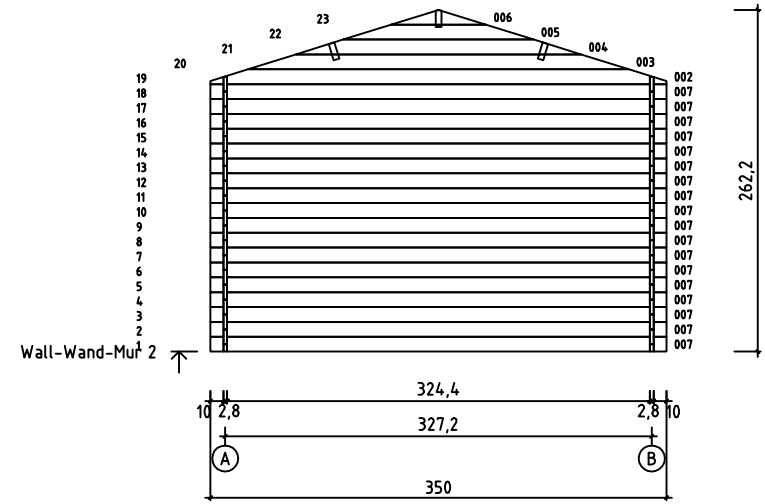
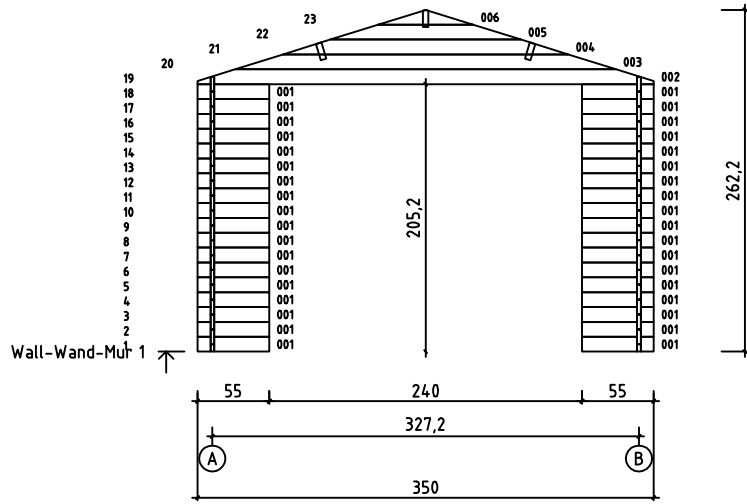
*Mauritius 28*  
*Art. Nr. 287450*  
1/6



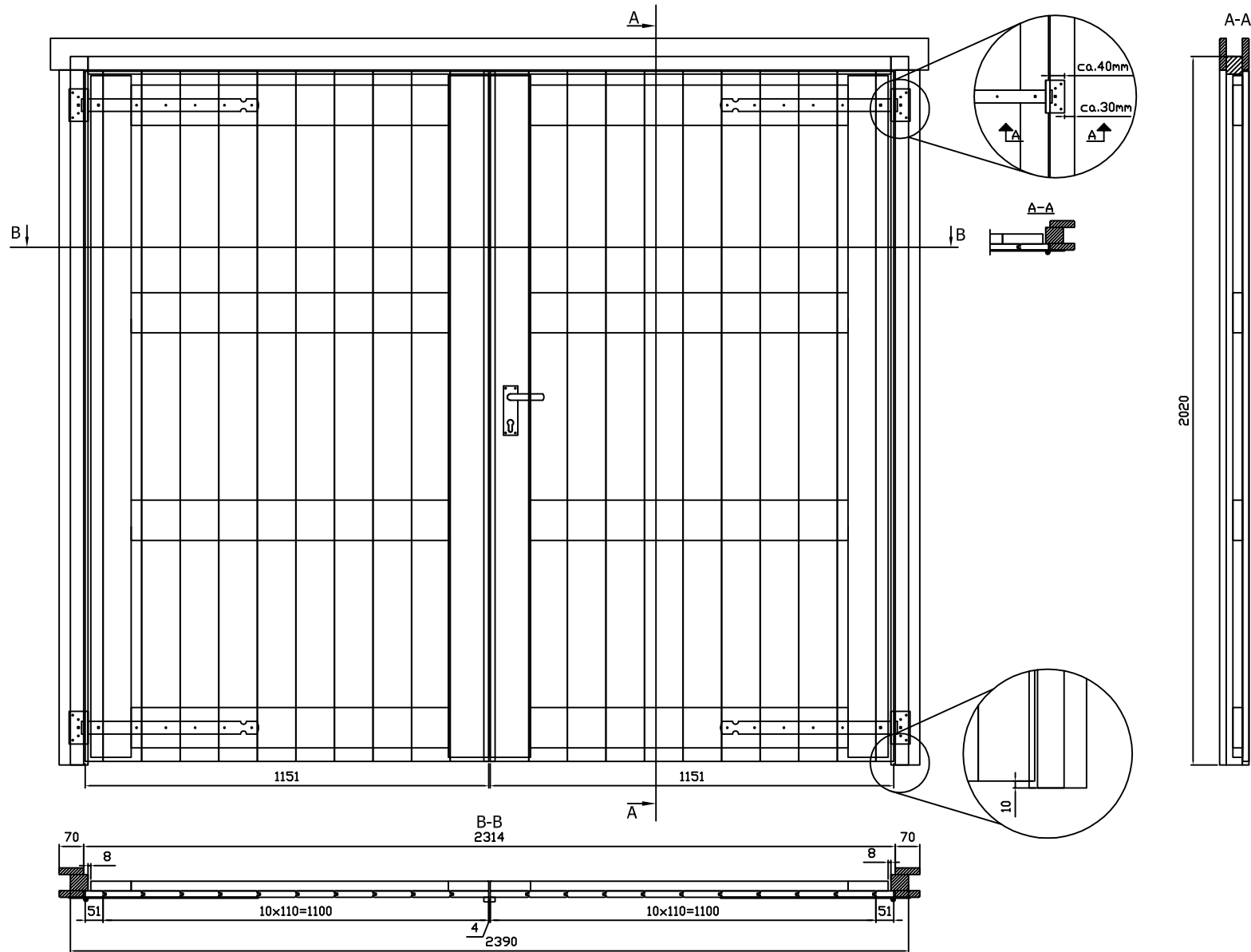
GROUNDPLAN - GRUNDPLAN - PLAN DE MASSE


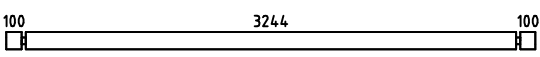
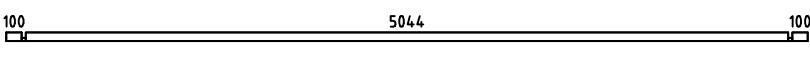
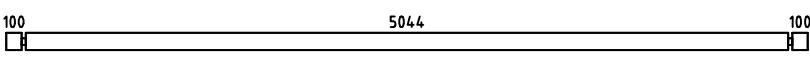
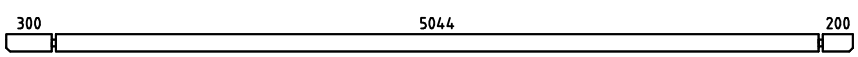
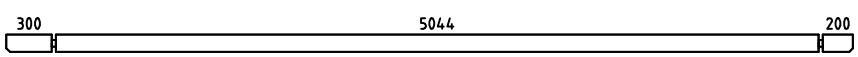
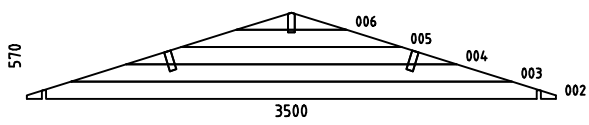
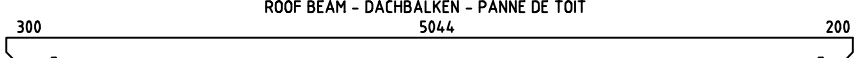
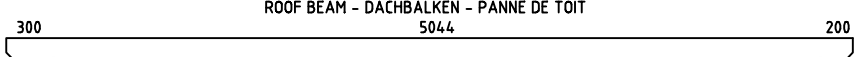


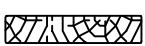


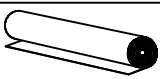



















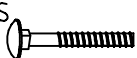

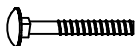
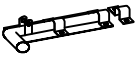




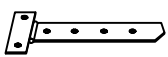

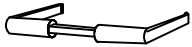

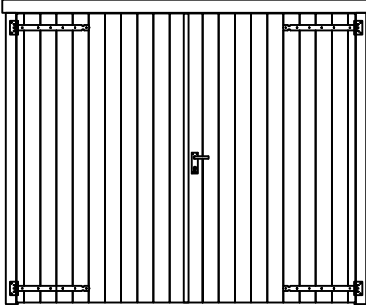
Art.Nr. 287450



Art.Nr. 287450  
DOOR - TÜR - PORTE 2390x2020  
TUL.2.100.IVP



| Pos          | 29.01.2014   | Piecelist - Stücklist - Liste des composants<br>Art.Nr. 287450                        | 5/6 | Q.     | P.<br>(mm) | L.<br>(mm) |
|--------------|--|---|-----|--------|------------|------------|
| 001          |   |   |     | 36     | 28x114     | 550        |
| 007          |   |   |     | 18     | 28x114     | 3500       |
| 008          |    |   |     | 2      | 28x57      | 5300       |
| 009          |    |   |     | 34     | 28x114     | 5300       |
| 010          |    |   |     | 1      | 28x120     | 5600       |
| 011          |    |   |     | 1      | 28x120     | 5600       |
| W1-1<br>W2-1 |    |   |     | 1<br>1 |            |            |
| PR1          |    | ROOF BEAM - DACHBALKEN - PANNE DE TOIT  |     | 1      | 44x140     | 5600       |
| APR1         |    | ROOF BEAM - DACHBALKEN - PANNE DE TOIT  |     | 2      | 44x140     | 5600       |
|              | ROOF BOARDS - DACHBRETTER - VOLIGES  |   |     | 126    | 90x18      | 2000       |
|              | ROOFING FELT FILLET - DACHPAPPENLEISTE - BAGUETTE DE FIXATION<br>DU FEUTRE BITUMEUX  |  |     | 4      | 18x58      | 2050       |
|              | EAVES BOARD - TRAUFBRETT - BANDEAU DE TOIT   |  |     | 4      | 18x90      | 2800       |
|              | ROOF EDGE REINFORCEMENT - DACHRANDVERSTÄRKUNG - CORNIERE<br>DE RENFORT DE BORD DE TOIT                                     |  |     | 4      | 28x34      | 2800       |
|              | STORM PROTECTION - STURMLEISTE -<br>- LATTE ANTI-TEMPETE   |   |     | 4      | 22x45      | 2100       |
|              | ROOFING FELT (STRIP) - DACHPAPPE (BAHNEN) - FEUTRE BITUMEUX<br>(BANDE)   |  |     | 5      |            | 5700       |
|              | GABLE MOULDING - GIEBELLEISTE -<br>- PLANCHE DE RIVE   |   |     | 4      | 18x120     | 2050       |
|              | SCREW FOR LATCH BOLT FOR GATE - SCHRAUBE FÜR<br>DOPPELTURFESTSTELLRIEGEL - VIS DE FIXATION DE LA SERRURE DE<br>PORTE       |  |     | 12     | 4x25       |            |
|              | SCREW FOR ROOF BEAMS - SCHRAUBEN FÜR DACHBALKEN - VIS POUR<br>PANNE DE TOIT  |  |     | 10     | 5x120      |            |
|              | SCREW FOR GATE HINGES - SCHRAUBEN FÜR TORRIEGEL - VIS POUR<br>LES CHARNIERES DE PORTE                                      |  |     | 36     | 6x40       |            |
|              | SCREW FOR GABLE SEGMENT - SCHRAUBEN FÜR DECKBLATT - VIS<br>POUR FIXATION LOSANGE DE FINITION                               |  |     | 4      | 3.5x35     |            |
|              | SCREW FOR GABLE MOULDING - SCHRAUBEN FÜR GIEBELLEISTE - VIS<br>DE FIXATION POUR PLANCHE DE RIVE                            |  |     | 24     | 3.5x50     |            |
|              | SCREW FOR DOOR FILLET - SCHRAUBE ZUR BEFESTIGUNG TÜRLEISTE -<br>VIS D'ASSEMBLAGE DU CADRE DE PORTE                         |  |     | 6      | 3x30       |            |
|              | SCREW FOR LATCH ANSWER - SCHRAUBE FÜR EINRASTEN ANTWORT -<br>VIS POUR FIXATION PARTIE DE RÉCEPTION DU LOQUET HAUT DE PORTE |  |     | 2      | 4x40       |            |
|              | SCREW FOR EAVES BOARDS - SCHRAUBEN FÜR TRAUFBRETTER - VIS<br>DE FIXATION POUR BANDEAU DE TOIT                              |  |     | 28     | 4x40       |            |

| Pos | 29.01.2014 | Piecelist - Stücklist - Liste des composants<br>Art.Nr. 287450  | 6/6   | Q.  | P.<br>(mm) | L.<br>(mm) |
|-----|------------|---|---|-----|------------|------------|
|     |            | SCREW FOR DOOR JAMB - SCHRAUBE FÜR TÜRRAHMEN - VIS DE FIXATION POUR MONTANT DE PORTE                            |    | 2   | 5x90       |            |
|     |            | HAMMER BLOCK - SCHLAGHOLZ - CALLE DE FRAPPE   |    | 1   |            |            |
|     |            | NUT FOR STORM PROTECTION - SCHRAUBENMUTTER FÜR STURMLEISTE - ÉCROU POUR LAME ANTI-TEMPETE                       |    | 8   | D6         |            |
|     |            | NUT FOR GATE HINGES - SCHRAUBENMUTTER FÜR TORRIEGEL - ECROU POUR LES CHARNIERES DE PORTE                        |    | 8   |            |            |
|     |            | ZN NAIL FOR ROOF - ZN NÄGEL FÜR DACHBRETTER - POINTES DE FIXATIONS DES VOLIGES DE TOIT                          |    | 392 | 2x50       |            |
|     |            | ZN NAIL FOR ROOFING FELT FILLET - ZN NÄGEL FÜR DACHPAPPENLEISTE - POINTE POUR BAGUETTE FIXATION FEUTRE BITUMEUX |    | 20  | 2x40       |            |
|     |            | ROOFING NAILS FOR ROOFING FELT - NÄGEL FÜR DACHPAPPE - POINTE DE FIXATION POUR FEUTRE BITUMEUX                  |    | 234 | 2.8x15     |            |
|     |            | BOLT FOR GATE HINGES - BOLZEN FÜR TORRIEGEL - BOULON POUR LES CHARNIERES DE PORTE                               |    | 4   | 6x100      |            |
|     |            | BOLT FOR GATE HINGES - BOLZEN FÜR TORRIEGEL - BOULON POUR LES CHARNIERES DE PORTE                               |    | 4   | 6x60       |            |
|     |            | SCREW FOR ROOF EDGE REINFORCEMENT - SCHRAUBEN FÜR DACHRANDVERSTÄRKUNG - VIS POUR RENFORT DE BORD DE TOIT        |    | 28  | 4x40       |            |
|     |            | BOLT FOR STORM PROTECTION - BOLZEN FÜR STURMLEISTE - VIS POUR LAME ANTI-TEMPETE                                 |   | 8   | 6x60       |            |
|     |            | LATCH BOLT FOR DOUBLE DOOR - TORRIEGEL - LOQUET POUR DOUBLE PORTE   |  | 2   | 150mm      |            |
|     |            | LATCH ANSWER - EINRASTEN ANTWORT - PARTIE DE RÉCEPTION DU LOQUET HAUT DE PORTE                                  |  | 1   |            |            |
|     |            | GABLE SEGMENT - DECKBLATT - LOSANGE DE FINITION   |  | 2   |            |            |
|     |            | WASHER FOR STORM PROTECTION - DICHTSCHEIBE FÜR STURMLEISTE - RONDELLE POUR LAME ANTI-TEMPETE                    |  | 8   | D6         |            |
|     |            | WASHER FOR GATE HINGES - DICHTSCHEIBE FÜR TORRIEGEL - RONDELLE POUR LES CHARNIERES DE PORTE                     |  | 8   |            |            |
|     |            | DOOR HINGES - TORRIEGEL - CHARNIERES DE PORTE   |  | 4   | 500mm      |            |
|     |            | SET OF DOOR LOCK COVERS - SCHLOSSBLENDEN - SET DE GARNITURES DE SERRURE DE PORTE                                |  | 1   |            |            |
|     |            | DOOR HANDLE FITTINGS - TÜRGRIF - SET DE GARNITURES DE SERRURE DE PORTE  |   | 1   |            |            |
|     |            | CYLINDER LOCK - ZYLINDERSCHLOSS - CYLINDRE DE SERRURE   |  | 1   |            |            |
|     |            | DOOR - TÜR - PORTE 2390x2020  | TUL.2.100.IVP   | 1   |            |            |
|     |            |                              |   |     |            |            |